

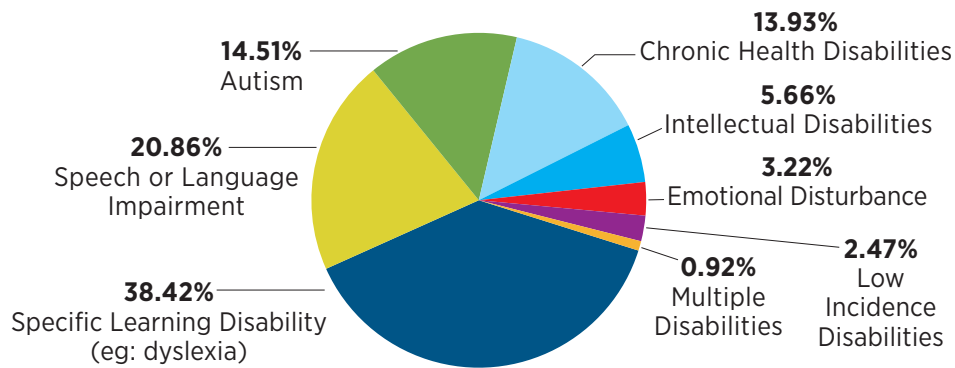


SPECIAL EDUCATION IN CALIFORNIA




California provided special education services to **774,665 students with disabilities (SWDs) in 2017/18.**

Prevalence of Disabilities



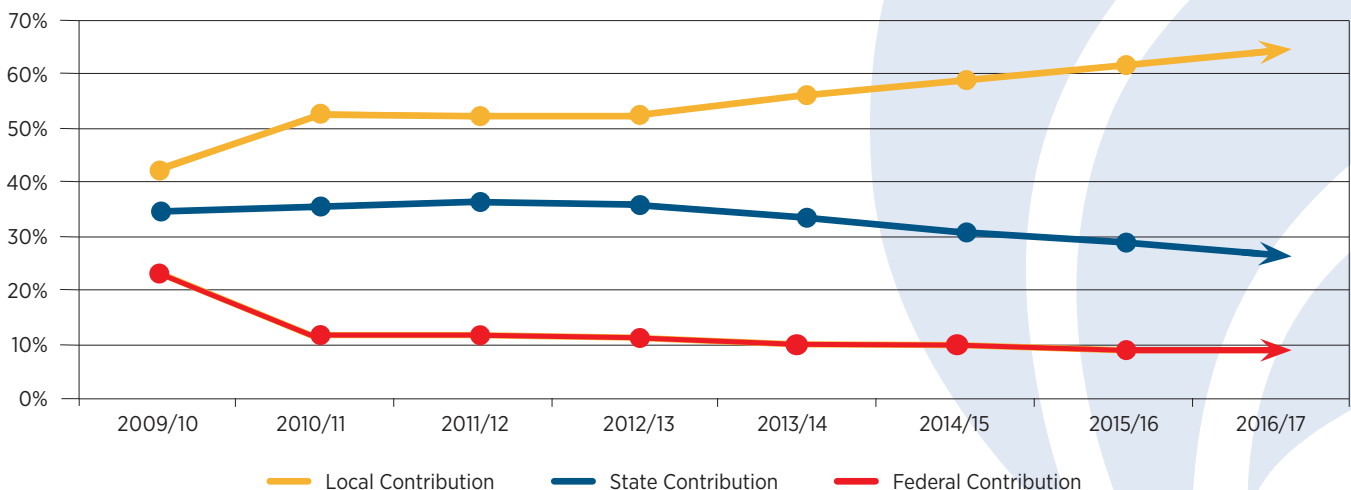
<https://www.cde.ca.gov/sp/se/sr/cefspeced.asp>



10% of California Students **have an Individualized Education Program (IEP) or 504 Plan.**

The combination of flat or declining federal contributions and increasing special education costs has placed serious financial strain on state and local education agencies as they attempt to cover the gap created by Congress' failure to meet their commitment of 40% funding.

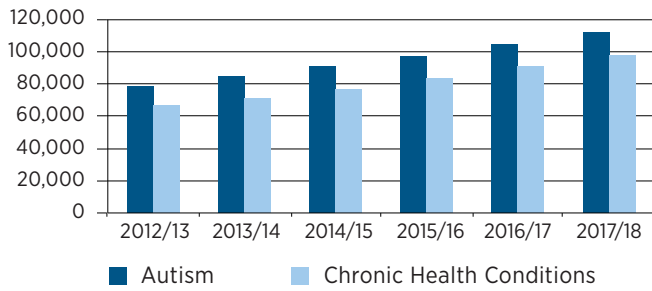
State, Federal, and Local Contributions to Special Education Expenditures



Coalition for Adequate Funding for Special Education, "Percentage of Total Special Education Expenditures Supported by State, Federal, and Local Funds", published 3/15/18

While the prevalence of most disabilities has remained constant, the number of students diagnosed with autism and chronic health condition conditions have increased notably over the past decade.

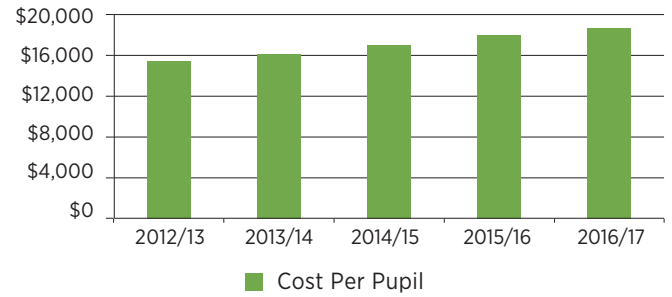
Increase in Identification of Autism and Chronic Health Conditions



California Department of Education
DataQuest, <https://data1.cde.ca.gov/dataquest/>

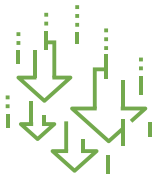
Increases in the identification of severe disabilities, cost of living, and litigation expenses have led to rising per pupil special education costs.

Special Education Expenses

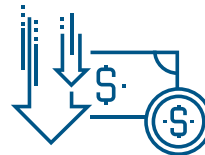


Coalition for Adequate Funding for Special Education, "Percentage of Total Special Education Expenditures Supported by State, Federal, and Local Funds", published 3/15/18

Special education and early intervention are smart investments in California's future.



Participation in high-quality early intervention programs, like Head Start, **reduces the likelihood of special education placement by 39%.**



For every \$100 a county spends per pupil on early intervention programs, **special education placements drop by 1% to 3%, on average.**

Duke University, <http://journals.sagepub.com/stoken/rbtf1/rro4HwVYfleHc/full>

Inclusion of students with disabilities in general education classes increases program effectiveness.



More time spent in a general education classroom is positively correlated with:



- fewer absences from school
- larger academic gains
- fewer referrals for disruptive behavior
- higher rates of employment and independent living after high school
- greater social competence and communication skills

Inclusive Education Research and Practice, X. Bui, C. Quirk, S. Almazan, M. Valenti, http://www.mcie.org/usermedia/application/6/inclusion_works_final.pdf

California County Superintendents Educational Services Association

1121 L Street, Suite 510, Sacramento, CA 95814

916.446.3095 ■ ccsesa@ccsesa.org

www.ccsesa.org

Date Created: September 2018

